

1


**FN080-SDA.6N.V7P5 | 168784 | Portfolio STD-WW | FE2owlet AC ERM**

Technical Description FE2owlet

## Range FN

### Standard design with AC-motor

- Profiled, sickle shaped blades designed with bionical know how
- Sizes 310 ... 800 mm (in 9 standard sizes)
- Optimized for full bell mouth
- 100% speed controllable
- ZIEHL-ABEGG FE2owlet fans can be used from -40°C\* up to 70°C.

### Mains voltage:

- 3~ zweitourig 400 V ±10% D/Y
- 3~ zweitourig 400/460 V ±10% D/Y

### Frequenz:

- 50 Hz
- 60 Hz

### Thermal class:

- THCL 155

### Protection:

- IP54

### Motor protection:

- Thermostat relay (TB)

### Material of impeller:

- Aluminium die-cast

### Painting:

- Fan in color RAL 9005 deep black
- Wall ring plate and suspension in color RAL 9005 deep black

### On request:

- Different paintings
- Fan designs

**\*Continuous operation with occasional starts (S1) according to DIN EN 60034-1: 2011-02. Occasional starting between -35 ° C and -25 ° C is permissible. Permanent operation below -25 ° C only possible with special bearings for refrigeration applications on request.**



## fan data

06.07.2020

version FANselect V 1.01 (200703), AMCA V 1.03 February, 2019 / 1.20.07.03 | 66574 | (user ZAFS56574)



type	FN080-SDA.6N.V7P5	
article no.	168784   Portfolio STD-WW	
note	-	design "A" - please check for additional components

## technical data

motor	AC ERM	
mains supply	-	3~ 400V 50Hz Y
nominal current ( $I_N$ )	A	2.00
ambient temperature, max. limit ( $t_r$ )	°C	60
efficiency grade $\eta_{statA}$	%	36,3
efficiency grade $N_{actual}$   $N_{target}$	41,0   40	
ErP-conformity	2015	
grille   influence	without	

## fan data

frequency ( $f_{BP}$ )   ( $f_{max}$ )	Hz	50   50
product weight ( $m_{pr}$ )	kg	26.9

PF:PF\_50; Ano:168784; STol:+-10 %

# FANselect



## performance curve / acoustics

06.07.2020

version FANselect V 1.01 (200703), AMCA V 1.03 February, 2019 / 1.20.07.03 | 66574 | (user ZAFS56574)

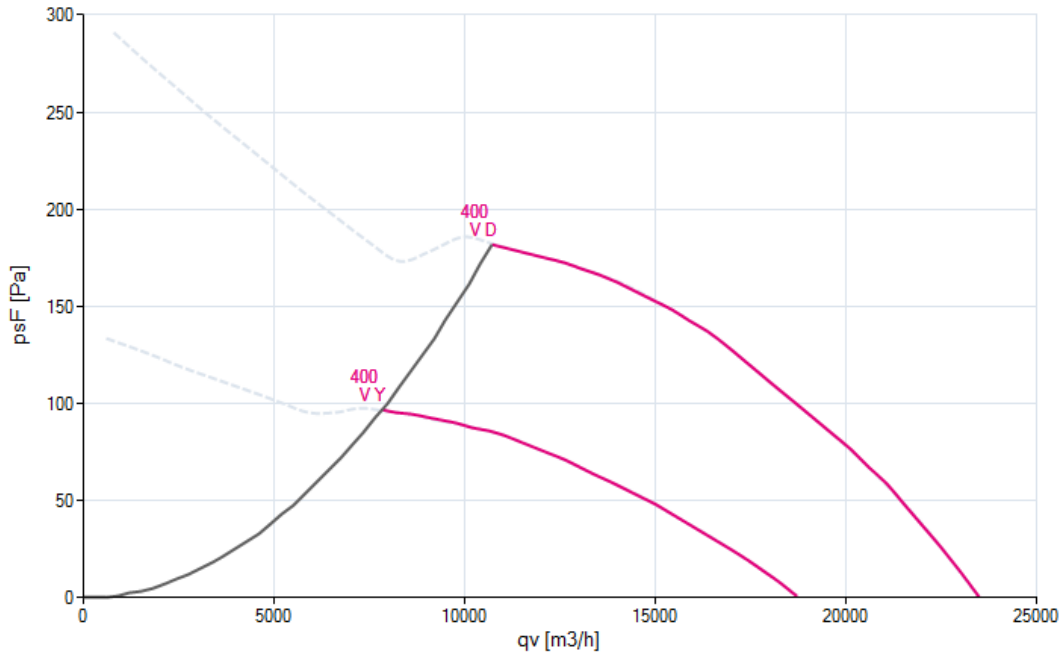
**1 FN080-SDA.6N.V7P5**

Measured in full nozzle without guard grille in air flow direction V in installation type A according to ISO5801

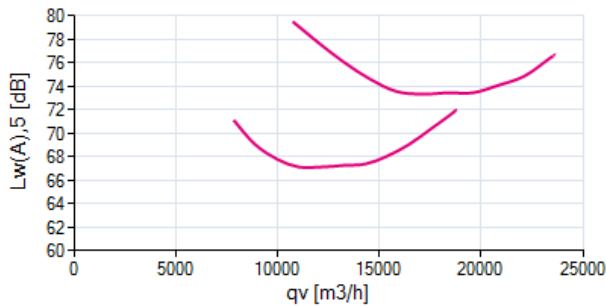
168784 | Portfolio STD-WW

measurement density 1.16 [kg/m³]

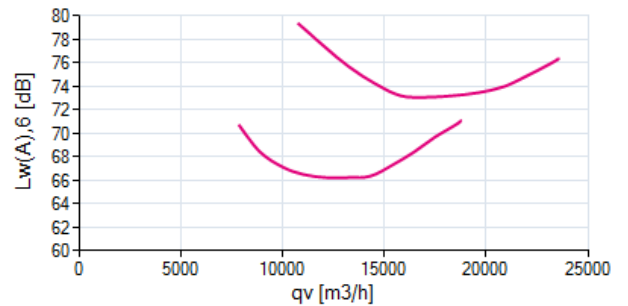
### air performance $p_{sF}$



### acoustics ( $L_{w(A),5}$ )



### acoustics ( $L_{w(A),6}$ )



**1 FN080-SDA.6N.V7P5**

f [Hz]	sum	63	125	250	500	1000	2000	4000	8000
$L_{w(A),5}$	-	-	-	-	-	-	-	-	-
$L_{w,5}$	-	-	-	-	-	-	-	-	-

f [Hz]	sum	63	125	250	500	1000	2000	4000	8000
$L_{w(A),6}$	-	-	-	-	-	-	-	-	-
$L_{w,6}$	-	-	-	-	-	-	-	-	-



## nominal values

06.07.2020

version FANselect V 1.01 (200703), AMCA V 1.03 February, 2019 / 1.20.07.03 | 66574 | (user ZAFS56574)

1



**FN080-SDA.6N.V7P5**

168784

3~ 400V +10/-10 D/Y 50Hz P1 1.90/1.10kW P2 1.35/0.52kW  
 3.90/2.00A DI=0% 870/630/MIN COSY 0.70 60°C  
 IP54 THCL155

## drawing

06.07.2020

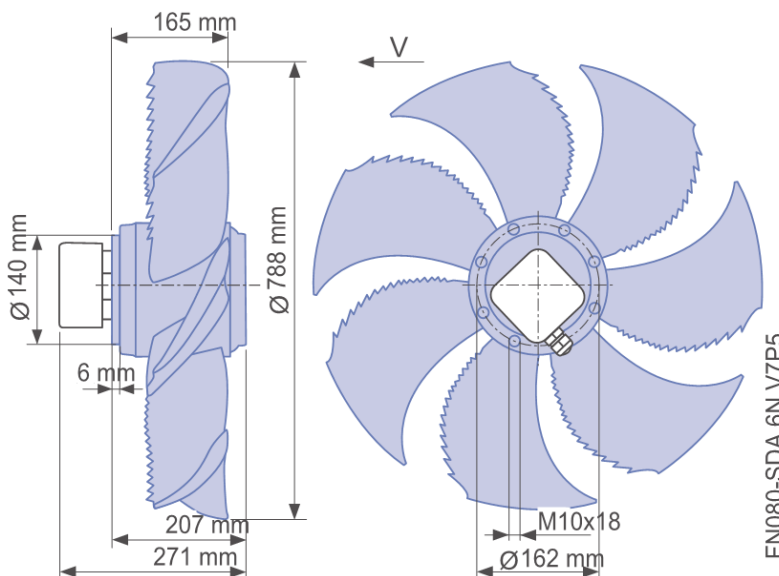
version FANselect V 1.01 (200703), AMCA V 1.03 February, 2019 / 1.20.07.03 | 66574 | (user ZAFS56574)

1



**FN080-SDA.6N.V7P5**

168784



## wiring diagram

06.07.2020

version FANselect V 1.01 (200703), AMCA V 1.03 February, 2019 / 1.20.07.03 | 66574 | (user ZAFS56574)

1



**FN080-SDA.6N.V7P5**

168784

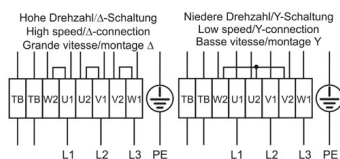
3~ Motor mit 2 Drehzahlen( $\Delta$ Y-Umschaltung) und Thermostatschalter (falls eingebaut). Ohne Brücke bei Verwendung von Drehzahlumschalter.

3~ motor, 2 speeds ( $\Delta$ Y switch over) with thermostatic switch (if built in). Without bridge when using speed change-over switch.

Moteur triphasé à 2 vitesses ( $\Delta$ Y-commutation) avec interrupteur thermostatique (si incorporé). Les pièce de connexion sont à supprimer avec l'utilisation d'un commutateur de vitesse.

U1	braun	brown	brun
V1	blau	blue	bleu
W1	schwarz	black	noir
U2	rot	red	rouge
V2	grau	grey	gris
W2	orange	orange	orangé
TB	weiß	white	blanc

108XA-02



Anschlussschaltbild im Anschlusskasten aufbewahren.  
 Keep wiring diagram in terminal box.  
 Conserver le schéma de raccordement dans la boîte à bornes.